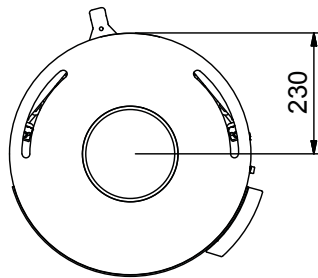
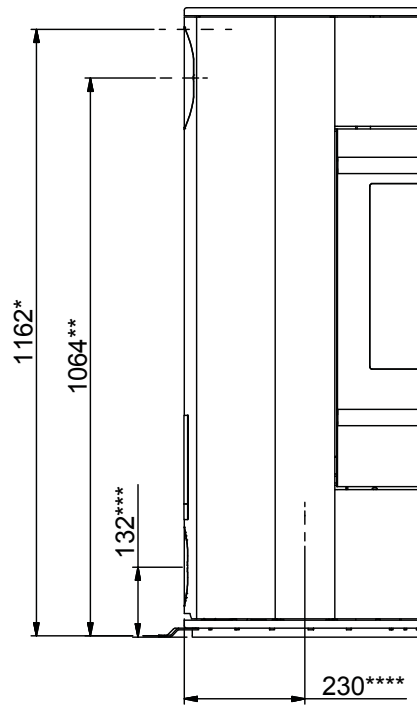
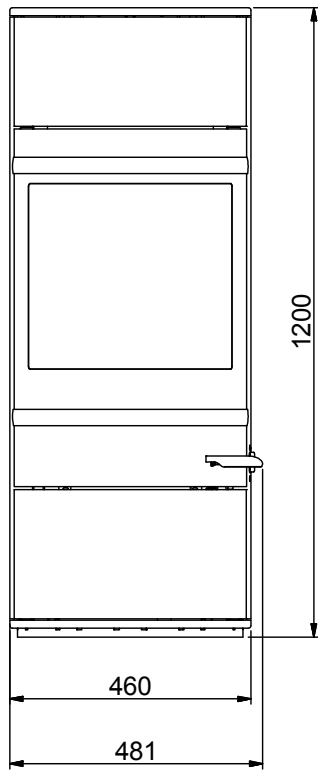


Scan 83 1-2



- * Højde til røgstudsens start ved topafgang/
Höhe zum Beginn des Rauchstutzens am Obenabgang/
Height to the beginning of the connecting piece at top outlet/
Hauteur jusqu'au début du tuyau de raccordement.
- ** Center bagudgang/Mitte Hintenabgang
Center rear outlet/Sortie arrière centrale
- *** Center friskluftindtag/Mitte Frischluftzufuhr/
Centre of fresh air intake bottom/ Entrée d'air frais centrale fond
- **** Center friskluftindtag bund/Mitte Frischluftzufuhr hinten/
Centre of fresh air intake rear/
Entrée d'air frais centrale sortie arrière

**Afstand til brændbar væg/Abstand zu brennbaren Material/
Distances to flammable materials/Distances aux matériaux inflammables**

